
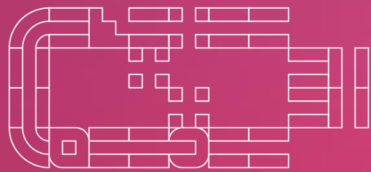


# Getting started: adjusting web-browsers for using the Internet banking service. Mac OS



# Contents

Introduction.....2  
Google Chrome web browser.....3

# Introduction

Dear user!

This document handles the procedure of preliminary configuration of your Mac for using the F.Business Internet banking service for enterprise clients.

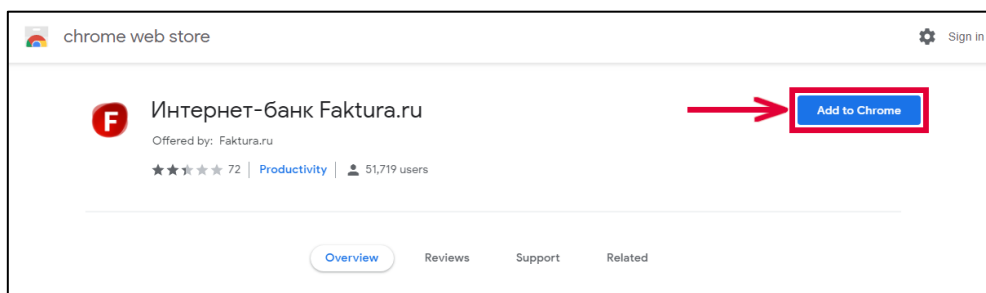
The Internet banking service will be running stable when accessed via Google Chrome (v. 70.0 and newer) web browser on Mac OS 10.15 (Catalina) or 11 (Big Sur).

# Google Chrome web browser

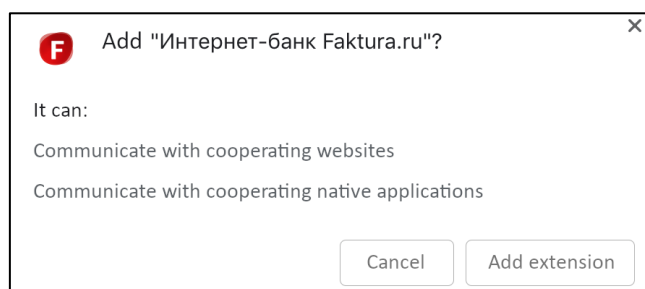
To configure Google Chrome (v. 70.0 and newer):

1. Install [the Google Chrome extension](#)

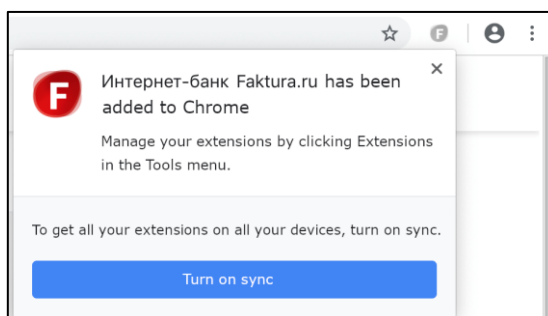
a) Click «Add to Chrome» on the extension page



b) Click «Add extension» in the pop up window



The extension will be added to Google Chrome.



2. Restart Chrome. Now you can log into the Internet banking service.